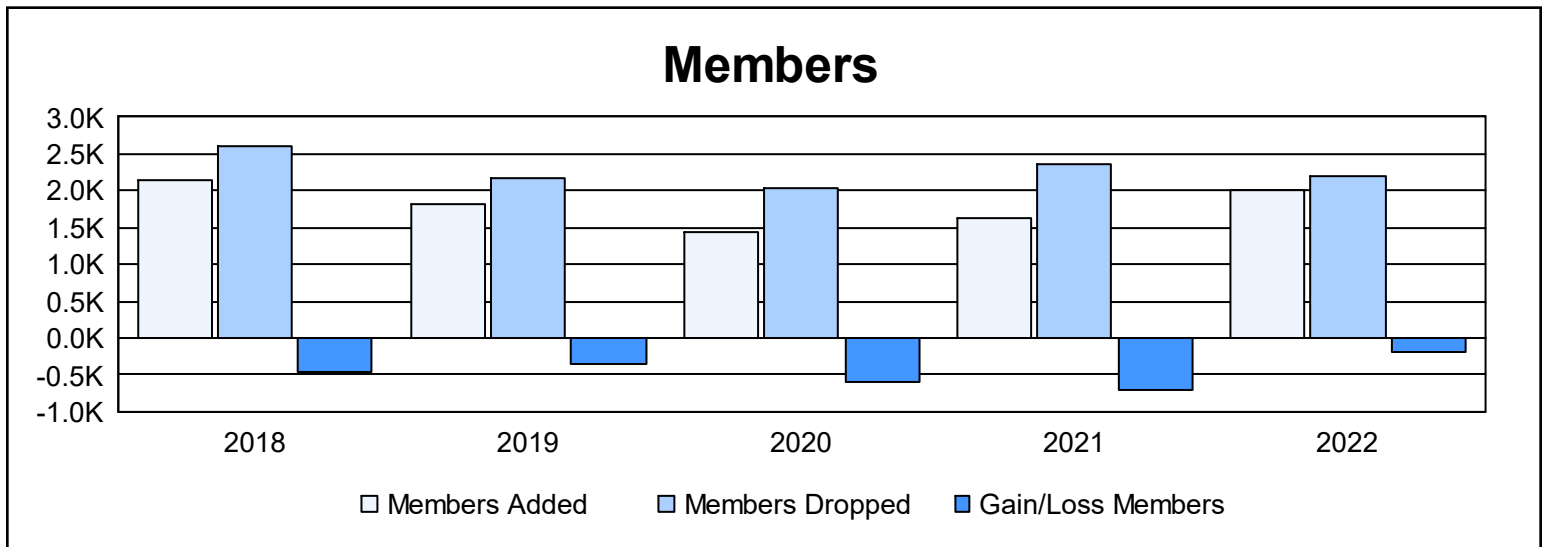
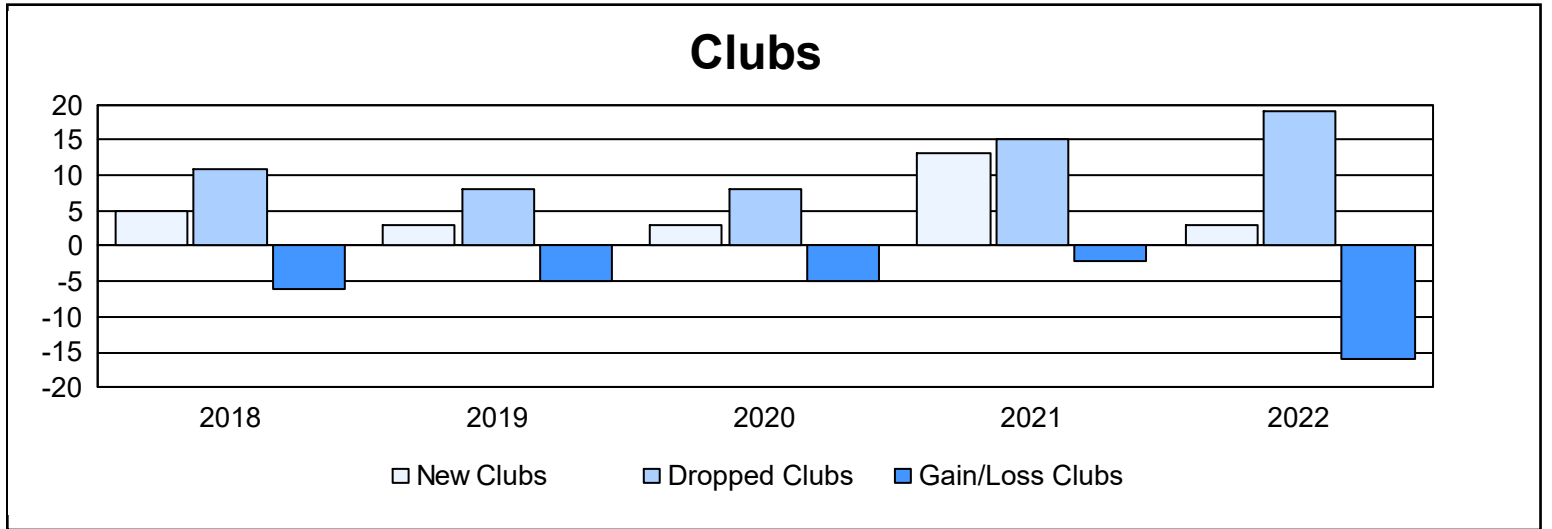
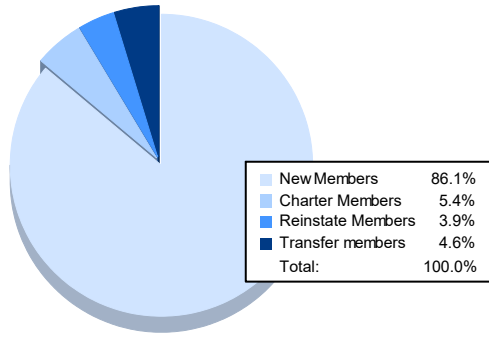


Year	New Clubs	Dropped Clubs	Gain/ Loss Clubs	New Members	Charter Members	Reinstate Members	Transfer Members	Total Member Added	Total Members Dropped	Gain/ Loss Members
2017-2018	5	11	-6	1,783	137	96	119	2,135	2,608	-473
2018-2019	3	8	-5	1,549	96	73	113	1,831	2,176	-345
2019-2020	3	8	-5	1,202	85	62	89	1,438	2,038	-600
2020-2021	13	15	-2	1,057	415	100	63	1,635	2,354	-719
2021-2022	3	19	-16	1,727	109	78	92	2,006	2,206	-200
Average	5	12	-7	1,464	168	82	95	1,809	2,276	-467



Membership Composition June 2022 Cumulative



Gender Composition June 2022 Cumulative

